



# make way for **CHANGE**

Fillauer function & quality in a new modular design


**External Shuttle Lock**



**External Clutch Lock**



**Razor Lock**



## **EXTERNAL LOCKS** from Fillauer LLC

- Interchangeable with any 36 mm thread
- Titanium core pyramid rated up to 300 lbs.
- Low-profile design
- High-strength aluminum body
- Lamination kits available
- Available in three different models



# EXTERNAL LOCKS

from Fillauer LLC

**External Shuttle Lock**  
125100



**External Clutch Lock**  
140100



**Razor Lock**  
125465



Get Fillauer function and quality in three external modular designs. Fillauer has integrated its well-known clutch and shuttle assemblies into three external configurations, suitable for use in any 36 mm threaded adapter. Using high strength titanium cores, Fillauer offers a high performance, 300 lbs. weight rating for each device. The external shuttle locks uses the same simple yet rugged tool steel lock insert found in other Fillauer shuttle designs. The clutch insert has greater density of engagement teeth and a left-handed thread to avoid loosening. The adaptable Razor lock is a ultra-thin nickel plated design with through holes to allow any number of distal attachments.

## FEATURES & BENEFITS

- Interchangeable with any 36 mm thread
- Titanium core pyramid rated up to 300 lbs.
- Low-profile design
- High-strength aluminum body
- Lamination kits available
- Available in three different models

## INDICATIONS

- External 36 mm threaded attachments
- Patients requiring 300 lbs. weight rating
- For use with Fillauer Shuttle or Clutch Pin Clutch

## CONTRAINDICATIONS

- Narrow distal end
- Previous pin marring issues
- Long limb lengths
- Offset alignment

## EXTERNAL SHUTTLE LOCK

**125100** External Shuttle Lock

**809725** Plunger 1-1/2 in., with 1/4 in. Thread  
**809727** Plunger 2 in., with 1/4 in. Thread  
**809725mm** Plunger 1-1/2 in., with M10 Metric Thread  
**809727mm** Plunger 2 in., with M10 Metric Thread  
**809720mm** Plunger 2-1/2 in., with M10 Metric Thread  
**809721mm** Plunger 3 in. with M10 Metric Thread

**809880** Fabrication Kit for External Locks

## EXTERNAL CLUTCH LOCK

**140100** External Clutch Lock

**140040** 2 in. Clutch Lock Plunger with 1/4-20 Thread  
**140041** 1-1/2 in. Clutch Lock Plunger with 1/4-20 Thread  
**140043** 2 in. Clutch Lock Plunger with M10 Metric Thread  
**140044** 1-1/2 in. Clutch Lock Plunger with M10 Metric Thread

**809880** Fabrication Kit for External Locks

## RAZOR LOCK

**125475** Razor Lock and Lamination Ring with Screws  
**125465** Razor Lock  
**125293** Lamination Ring with Screws

**809725** Plunger 1-1/2 in., with 1/4 in. Thread  
**809727** Plunger 2 in., with 1/4 in. Thread  
**809725mm** Plunger 1-1/2 in., with M10 Metric Thread  
**809727mm** Plunger 2 in., with M10 Metric Thread  
**809720mm** Plunger 2-1/2 in., with M10 Metric Thread  
**809721mm** Plunger 3 in., with M10 Metric Thread

**125205** Fabrication Kit for Lamination

## L-CODES

**L5671** Below Knee/Above Knee Suspension Locking Mechanism

**Suggested L-Codes are provided as a reference only. It is the responsibility of the practitioner and/or patient care facility submitting this claim to determine and submit the correct coding within all established rules and guidelines.**