

# MC Standard Hand

User Guide

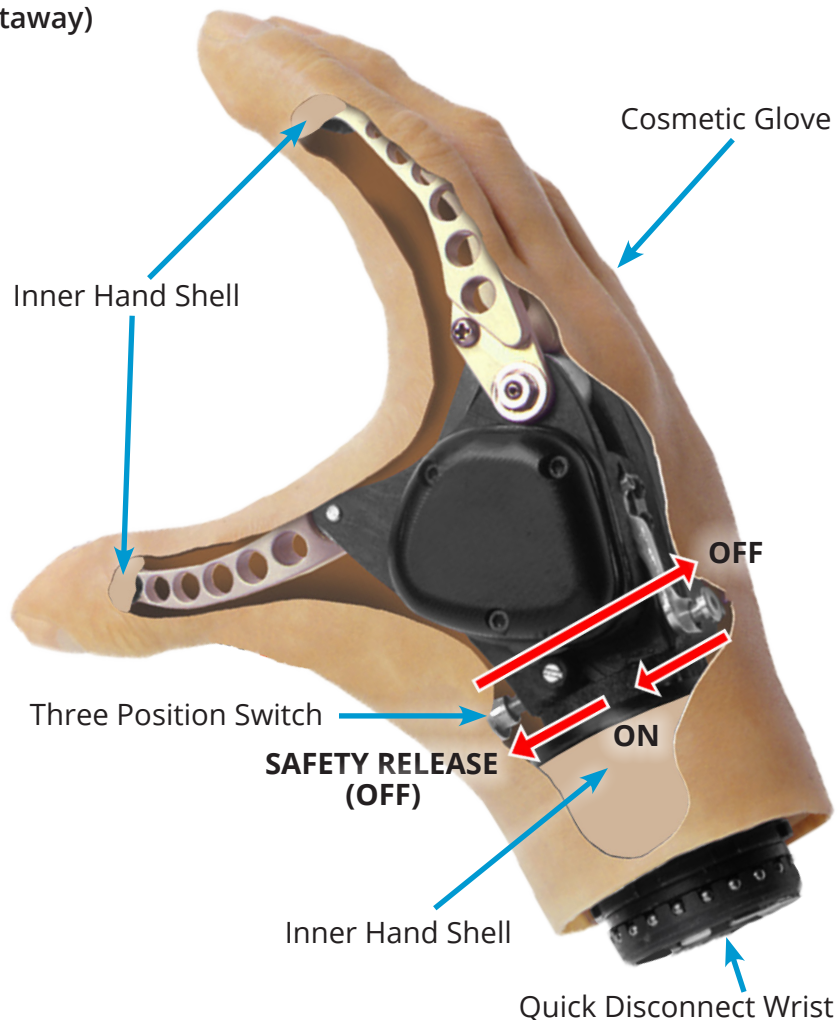
# MC Standard Hand

## User Guide

### Introduction

The Motion Control (MC) Standard Hand is a high performance electric hand for persons with upper extremity limb loss. The MC Hand is available in three sizes and several lengths to accommodate a variety of individuals. It contains a battery-saver circuit for longer battery life, wide-opening fingers, heavy-duty machined frame and fingers, and a unique safety release. This results in a robust, efficient, high-speed terminal device for an upper extremity prosthesis.

### MC Standard Hand (cutaway)



### Special Precautions




#### The MC Hand is not waterproof


Do not allow water to enter the cosmetic glove or inner hand shell. To minimize incidental moisture damage such as rain, or cleaning the hand with a damp cloth, maintain an intact cosmetic glove and inner hand shell. Damage to either will allow moisture into the mechanism and cause damage. If water or other liquid should enter the hand, remove the hand at the quick disconnect (or turn the hand off if there is no quick disconnect) and take it to your prosthetist for disassembly and inspection.





#### Flammable Gases

Caution should be used when operating the hand around flammable gases. The hand utilizes an electric motor that can ignite volatile gases.

 **Do not bend fingertips**  
While the MC Hand is robust, body weight represents a great deal of force. Do not apply full body weight on the finger or thumb tips. Additionally, a fall with the force directed to the fingertips could cause damage. If the fingertips do become bent or out of alignment, see your prosthetist.

 **Safety Release**  
Do not force the fingers and/or thumb opened or closed. This will result in serious damage to the device. The safety release will allow easy opening and closing of the hand. If the release mechanism does not allow motion, the device requires service by Motion Control.

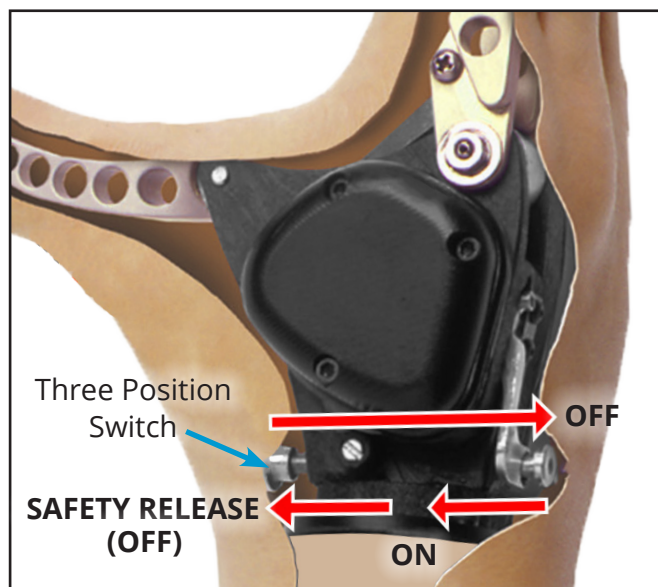
 **Repairs or Alterations**  
Do not attempt to repair or alter any of the mechanical or electronic components of the MC Hand. This will likely cause damage, additional repairs, and void the warranty.

 **Safety Caution**  
Use caution when using this device in situations where injury to yourself or others may occur. These include but are not limited to activities such as driving, operating heavy machinery, or any activity where injury may occur. Conditions such as a low or dead battery, loss of electrode contact, or mechanical/ electrical malfunction (and others) may cause the device to behave differently than expected.

### Three Position Switch

The MC Hand has a three position sliding switch located in the middle of the back of the hand. On the palm side, it is located at the base of the thumb. With the switch pushed all the way toward the back of the hand, the hand is OFF. Pushing from the back of the hand towards the palm, the first click turns the hand ON. Pushing completely toward the palm is the SAFETY RELEASE position, releasing the fingers. In the Safety Release position, the hand is also turned OFF.

*MC Standard Hand showing  
Three Position Switch*



### Quick Disconnect Wrist

The Quick Disconnect wrist is a universal design that allows interchangeability with our other terminal devices (such as the Motion Control ETD) and other manufacturers' devices. Consult with your prosthetist to ensure the specifications of your hand before interchanging it with other terminal devices.

### Inner Hand Shell

This durable glove is installed at the factory and is not meant to be removed except by trained personnel. This shell provides protection for the hand along with some moisture resistance. If a hole or damage is discovered, the hand should be returned to your prosthetist to replace the inner hand shell. Some smaller size hands do not have an inner hand shell, they have only a cosmetic glove.

### Cosmetic Glove

This glove should be chosen in conjunction with your prosthetist, examining the color swatches compared to your skin tone. The glove should also remain intact to prevent damage to the hand. Holes or damage to the glove could allow liquids to enter the hand, and cause damage. Always maintain an intact glove.

## Instructions for Use

Before attaching the MC Hand to the forearm, locate the switch on the palmar side of the hand at the base of the thumb. Ensure it is pushed completely to the back of the hand (the OFF position).

Insert the quick disconnect wrist on the hand into the wrist on the forearm. While pushing it in firmly, rotate the hand until an audible click is heard. It is advisable to rotate the hand both directions several clicks, then attempt to pull the hand off to ensure it has attached firmly.

Now push the switch on the back of the hand toward the palmar surface to the second (middle) position and the hand is now ON and ready for use.

To disconnect the hand, first turn it OFF (by pushing the switch all the way to the back of the hand), then rotate it either direction until a slightly more difficult click is felt. Overcoming this click will disconnect the hand from the forearm. This allows interchangeability with another terminal device, such as the MC Standard ETD.

## Water Damage

The Motion Control Hand is not waterproof. If water or other liquid should enter the hand, remove the hand at the quick disconnect (or turn the hand off if there is no quick disconnect). If the hand is only slightly wet (has not been submersed), dry it as much as possible, and attempt to power it up and operate. If it does not operate, or if the hand has been submersed, see your prosthetist.

## Limited Warranty

Seller warrants to Buyer that the equipment delivered hereunder will be free from defects in materials and manufacturing workmanship, that it will be of the kind and quality described and that it will perform as specified in Seller's written quotation. The limited warranties shall apply only to failures to meet said warranties that appear within the effective period of this Agreement. The effective period shall be one year (12 months) from the date of delivery to the fitting center that has purchased the components. Refer to the shipping receipt for the date of shipment.

For more information regarding the Limited Warranty, see the MC FACT SHEET - Limited Warranty.

## Return Policy

Returns are accepted for a full refund (not including any repairs that may be required) for up to 30 days from date of shipment. Returns 31-60 days from date of shipment will be accepted, subject to a 10% restocking fee. Returns 61-90 days from date of shipment will be accepted, subject to a 15% restocking fee. Returns must be in re-saleable condition. Beyond 90 days, returns are not accepted.

## Technical Specifications

**Operating Temperature:** -5° to 60° C (23° to 140° F)

**Transport & Storage Temperature:** -18° to 71° C (0° to 160° F)

**Pinch Force:** At 7.2 volts nominal: 10 kg (22 lbs, or ~ 100N)

**Operating Voltage Range:** 6 to 8.2 Vdc - MC Standard Hand

**Load Limit:** 22 kg / 50 lbs in all directions (+/- 10%)

## Declaration of Conformity

The product herewith complies with the Medical Device Directive 93/42/EEC guidelines, and is registered with the United States Food and Drug Administration (Registration No. 1723997).



Motion Control  
division of  
*Fillauer*<sup>®</sup>

[www.UtahArm.com](http://www.UtahArm.com)

**Motion Control, Inc.**

115 N Wright Brothers Drive  
Salt Lake City, UT 84116  
801.326.3434  
Fax 801.978.0848