

## Introduction

The Fillauer ProCover is made of durable and resilient polyurethane foam that enhances performance and protects the foot module. The split design makes the cover easy to install and remove for ease of maintenance and cleaning. The ProCover is intended for use with the AllPro, AllPro PM, or Wave Comfort 3.

## Specifications

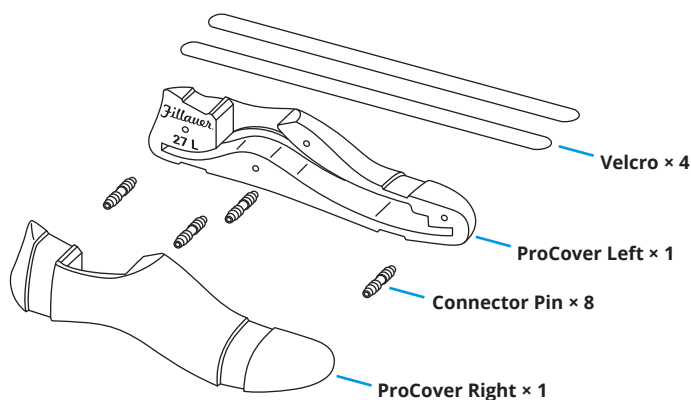
Compatible feet: AllPro, AllPro PM, and Wave Comfort 3  
 Sizes: 22 – 30 cm  
 Weight (26 cm): 9.1 oz. (259 g)  
 Material: Polyurethane foam  
 Activity level: K3 – K4

## Warranty

The ProCover is warranted for 6 months from date of installation.

**Warranty is voided by alteration, misuse of product, or failure to comply with instructions.**

## Included Components



## Replacement Components

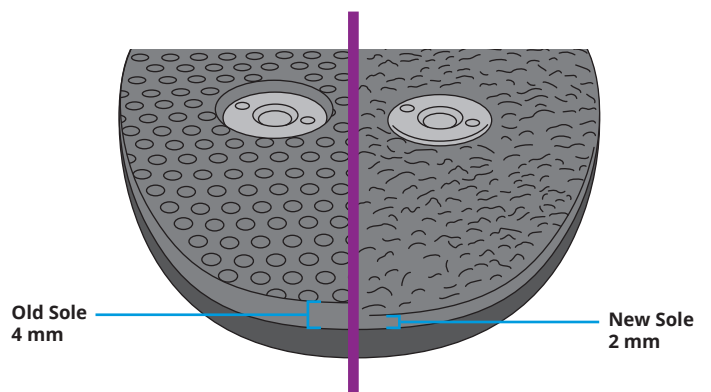
Size	Component Replacement Kit Includes 4 Connector Pins and 2 Velcro® Straps
22 – 25	<b>182-10-2300</b>
26 – 30	<b>182-10-2350</b>

## Installation

**Attention:** Deviating from the installation instructions or modifying the ProCover in any way will void any product warranty and could lead to product failure and injury to the patient.

### Foot Plate Soling Inspection

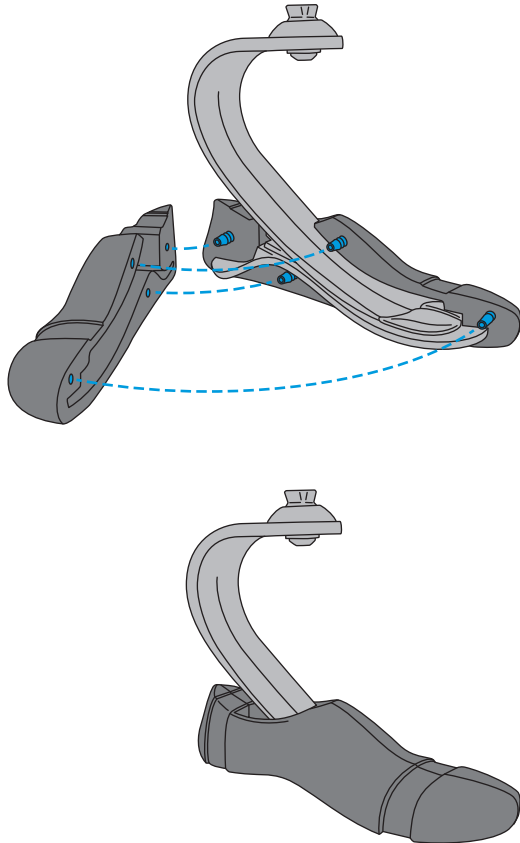
1. The ProCover will not fit properly if the correct soling is not used. Inspect the plantar surface of the foot plate to ensure the newer 2mm thick soling is used (the pattern and thickness matches the rubber sole provided in the kit).



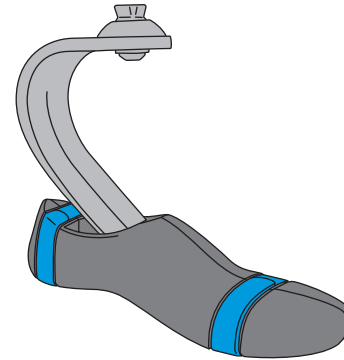
2. If the correct sole was used, then proceed to **ProCover Installation**. Otherwise, replace the old soling using the instructions provided with the replacement soling sheet.

### ProCover Installation

1. Insert the foot into one side of the ProCover and press down firmly so the foot is fully seated in the internal cavity.
2. Install the other side by aligning the four connector pins and pressing firmly in to place. It is normal to have a slight gap between the two halves but this can be minimized by firmly squeezing the two sides together.



3. Install the two Velcro® straps by tightly wrapping them around the toe and heel channels with the soft sides of the straps facing out.



4. The cover can be easily removed to aid cleaning the foot and keep the foot in good working order.

## Frequently Asked Questions:

### Is the ProCover waterproof?

Yes, the ProCover is waterproof and can be exposed to fresh or salt water environments. However, it is highly recommended the ProCover is removed after exposure to water so that the cover and foot module can be rinsed, cleaned, and dried to prevent mold/mildew.

### Can the ProCover be worn without a shoe?

It is not recommended to wear the ProCover without a shoe except for indoor situations when shoes are normally removed. Premature wear will occur if the cover is worn over abrasive outdoor surfaces.

### How do I clean the ProCover?

Patients should clean the ProCover with a soft cloth and a soap and water solution and should inspect the shell for the presence of sand or other debris weekly. The ProCover may also be cleaned with rubbing alcohol (70%). **Do not use acetone. It will damage the ProCover.**

*Fillauer*®

www.fillauer.com

### Fillauer LLC

2710 Amnicola Highway  
Chattanooga, TN 37406  
423.624.0946  
Fax 423.629.7936



© 2018 Fillauer LLC  
PM350/10-29-18