



**Made to  
move.**

Dynamic Walk

*Fillauer*®

# Reimagining Possibilities.

The Dynamic Walk AFO is designed to allow people with dorsiflexor paresis or paralysis to confidently regain their stride. Whether their goal is to walk, hike, jog, or play, the Dynamic Walk's flexible dorsi-assist joints allow them to move freely.

## Easy Alterations

Both the cuff and the foot plate are made of a lightweight thermocomposite that is easily trimmable and remoldable



## Better Movement

Flexible PEEK rods are available in a variety of configurations for the perfect amount of dorsi-assist



## Dynamic Foot Plate

The thermocomposite footplate is flexible for multi-planar movement and easily fits in most shoes





**Standard**



**Wide Ankle**



**Double-Double**

### Dynamic Walk, Standard

Size	Length	Width	Height	Calf Circumference	Weight	Left	Right
Small	9.1 in. (230 mm)	2.6 in. (67 mm)*	12.6 in. (320 mm)	9.4 – 13.0 in. (240 – 330 mm)	3.7 oz. (105 g)	<b>700111121</b>	<b>700111122</b>
Medium	9.8 in. (250 mm)	2.8 in. (72 mm)*	14.0 in. (355 mm)	13.4 – 16.5 in. (340 – 420 mm)	4.3 oz. (122 g)	<b>700111141</b>	<b>700111142</b>
Large	10.6 in. (270 mm)	3.1 in. (78 mm)*	14.6 in. (370 mm)	16.9 – 20.5 in. (430 – 520 mm)	5.1 oz. (144 g)	<b>700111161</b>	<b>700111162</b>

### Dynamic Walk, Wide Ankle

Size	Length	Width	Height	Calf Circumference	Weight	Left	Right
Small	9.1 in. (230 mm)	2.8 in. (72 mm)*	13.2 in. (335 mm)	9.4 – 13.0 in. (240 – 330 mm)	3.7 oz. (106 g)	<b>700111321</b>	<b>700111322</b>
Medium	9.8 in. (250 mm)	3.1 in. (80 mm)*	14.0 in. (355 mm)	13.4 – 16.5 in. (340 – 420 mm)	4.3 oz. (123 g)	<b>700111341</b>	<b>700111342</b>
Large	10.6 in. (270 mm)	3.4 in. (87 mm)*	15.0 in. (380 mm)	16.9 – 20.5 in. (430 – 520 mm)	5.0 oz. (142 g)	<b>700111361</b>	<b>700111362</b>

### Dynamic Walk, Double-Double

Size	Length	Width	Height	Calf Circumference	Weight	Left	Right
Small	9.1 in. (230 mm)	2.7 in. (68 mm)*	12.6 in. (320 mm)	9.4 – 13.0 in. (240 – 330 mm)	5.5 oz. (157 g)	<b>700117121</b>	<b>700117122</b>
Medium	9.8 in. (250 mm)	2.9 in. (73 mm)*	14.6 in. (370 mm)	13.4 – 16.5 in. (340 – 420 mm)	6.6 oz. (188 g)	<b>700117141</b>	<b>700117142</b>
Large	10.6 in. (270 mm)	3.1 in. (80 mm)*	15.4 in. (400 mm)	16.9 – 20.5 in. (430 – 520 mm)	7.5 oz. (213 g)	<b>700117161</b>	<b>700117162</b>

\*Width measured approximately one centimeter above the foot plate

### Padding Kit

When ordering, please note that the padding must be ordered separately.

Size	Product Number
Small	<b>700100220</b>
Medium	<b>700100240</b>
Large	<b>700100260</b>





Single Side Medial



Single Side Lateral



Shoe Mount

### Dynamic Walk, Single Side Medial

Size	Length	Height	Calf Circumference	Weight	Left	Right
Small	9.1 in. (230 mm)	13.4 in. (340 mm)	9.4 – 13.0 in. (240 – 330 mm)	3.6 oz. (103 g)	<b>700113121</b>	<b>700113122</b>
Medium	9.8 in. (250 mm)	14.6 in. (370 mm)	13.4 – 16.5 in. (340 – 420 mm)	4.2 oz. (120 g)	<b>700113141</b>	<b>700113142</b>
Large	10.6 in. (270 mm)	15.2 in. (385 mm)	16.9 – 20.5 in. (430 – 520 mm)	4.9 oz. (140 g)	<b>700113161</b>	<b>700113162</b>

### Dynamic Walk, Single Side Lateral

Size	Length	Height	Calf Circumference	Weight	Left	Right
Small	9.1 in. (230 mm)	13.4 in. (340 mm)	9.4 – 13.0 in. (240 – 330 mm)	3.6 oz. (103 g)	<b>700114121</b>	<b>700114122</b>
Medium	9.8 in. (250 mm)	14.6 in. (370 mm)	13.4 – 16.5 in. (340 – 420 mm)	4.2 oz. (120 g)	<b>700114141</b>	<b>700114142</b>
Large	10.6 in. (270 mm)	15.2 in. (385 mm)	16.9 – 20.5 in. (430 – 520 mm)	4.9 oz. (140 g)	<b>700114161</b>	<b>700114162</b>

### Dynamic Walk, Shoe Mount

Size	Length	Height	Calf Circumference	Weight	Left	Right
Small	6.5 in. (165 mm)	13.4 in. (340 mm)	9.4 – 13.0 in. (240 – 330 mm)	3.5 oz. (100 g)	<b>700110721</b>	<b>700110722</b>
Medium	6.5 in. (165 mm)	14.6 in. (370 mm)	13.4 – 16.5 in. (340 – 420 mm)	3.9 oz. (110 g)	<b>700110741</b>	<b>700111142</b>
Large	6.5 in. (165 mm)	15.2 in. (385 mm)	16.9 – 20.5 in. (430 – 520 mm)	4.2 oz. (120 g)	<b>700110761</b>	<b>700110762</b>

### Padding Kits

When ordering, please note that the padding must be ordered separately.

Size	Medial Left	Medial Right	Lateral Left	Lateral Right
Small	<b>700100322</b>	<b>700100321</b>	<b>700100321</b>	<b>700100322</b>
Medium	<b>700100342</b>	<b>700100341</b>	<b>700100341</b>	<b>700100342</b>
Large	<b>700100362</b>	<b>700100361</b>	<b>700100361</b>	<b>700100362</b>





# Dynamic Walk Custom

The **Custom Dynamic Walk** is recommended for patients who need to accommodate the unique shape of their foot and leg and/or specific functional needs. Whether requiring greater toe lift or unique sizing, including pediatric sizing, Fillauer's Custom Dynamic Walk will be created to suit your patients' clinical needs.

Custom fabrication forms are available on the following pages. For more information, contact a Fillauer Inside Sales Specialist at **423.624.0946** or **[centralfab@fillauer.com](mailto:centralfab@fillauer.com)**.

# Dynamic Walk: Adult Custom Fabrication Order Form



2710 Amnicola Highway  
Chattanooga, TN 37406  
423.624.0946  
Fax 423.698.6076  
centralfab@fillauer.com

Company \_\_\_\_\_

Practitioner \_\_\_\_\_

Account No. \_\_\_\_\_

Phone \_\_\_\_\_

Address Line 1 \_\_\_\_\_

Email \_\_\_\_\_

Address Line 2 \_\_\_\_\_

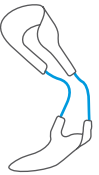
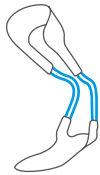

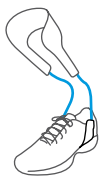
Patient ID \_\_\_\_\_

City, State, Zip \_\_\_\_\_

Purchase Order \_\_\_\_\_

Diagnosis \_\_\_\_\_

## 700100100 Custom Dynamic Walk

<input type="checkbox"/> Standard (2 PEEK Rods) 	<input type="checkbox"/> Double Double (4 PEEK Rods) 
<input type="checkbox"/> Single Side Lateral  <input type="checkbox"/> Single Side Medial (2 PEEK Rods) 	<input type="checkbox"/> Attach to Shoe <input type="checkbox"/> Standard <input type="checkbox"/> Medial Only <input type="checkbox"/> Lateral Only 

### Please specify:

- Right Foot  
  Left Foot  
  Bilateral

### Choose Options

- Carbon standard layup: same as custom fit version  
 Reinforced foot plate for increased durability  
 Reinforced calf band for increased durability  
 Custom foot orthotic (+ \$40)  
 Additional PEEK rods (+ \$50)

- Would you like us to contact you prior to fabricating the brace?

Notes \_\_\_\_\_

\_\_\_\_\_

\_\_\_\_\_

\_\_\_\_\_

\_\_\_\_\_

\_\_\_\_\_

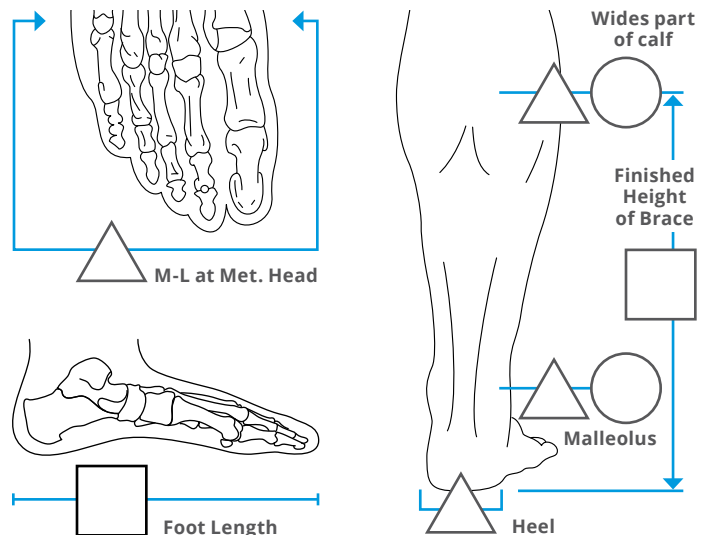
### Mold Type

**Negative cast, insole tracing, and measurement form preferred.**

- Positive cast  
 Negative cast  
 Modified positive cast  
 3D Scan (.stl, .xyz, .obj, .op3 file types accepted)

Please note that if non-standard trim lines are not indicated, then standard trim lines will be applied.

### Please fill in all of the measurements below



### Casting Instructions

- **Include a tracing of the Insole of the shoe to be used.**
- **Please mark the desired height of brace on the finished cast.**
- Patient should be weight bearing, standing straight with upright posture when casting. The calf needs to be at a 90° angle to the horizontal plane with the foot at the required heel height. The patient needs to be casted up to the tibial tuberosity.
- Please mark the pressure points or any areas we should avoid covering on the positive or negative cast.

# Dynamic Walk: Pediatric Custom Fabrication Order Form



2710 Amnicola Highway  
Chattanooga, TN 37406  
423.624.0946  
Fax 423.698.6076  
centralfab@fillauer.com

Company \_\_\_\_\_

Practitioner \_\_\_\_\_

Account No. \_\_\_\_\_

Phone \_\_\_\_\_

Address Line 1 \_\_\_\_\_

Email \_\_\_\_\_

Address Line 2 \_\_\_\_\_

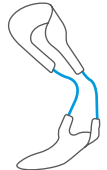
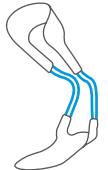
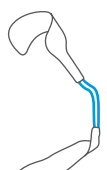
Patient ID \_\_\_\_\_

City, State, Zip \_\_\_\_\_

Purchase Order \_\_\_\_\_

Diagnosis \_\_\_\_\_

## 700100100 Custom Dynamic Walk

<input type="checkbox"/> Standard (2 PEEK Rods) 	<input type="checkbox"/> Double Double (4 PEEK Rods) 
<input type="checkbox"/> Single Side Lateral <input type="checkbox"/> Single Side Medial (2 PEEK Rods) 	

### Please specify:

- Right Foot    Left Foot    Bilateral

### Choose Options

- Carbon standard layup: same as custom fit version
- Reinforced foot plate for increased durability
- Reinforced calf band for increased durability
- Custom foot orthotic (+ \$40)
- Additional PEEK rods (+ \$50)
- SMO (+ \$75)

- Would you like us to contact you prior to fabricating the brace?

Notes \_\_\_\_\_  
 \_\_\_\_\_  
 \_\_\_\_\_  
 \_\_\_\_\_  
 \_\_\_\_\_

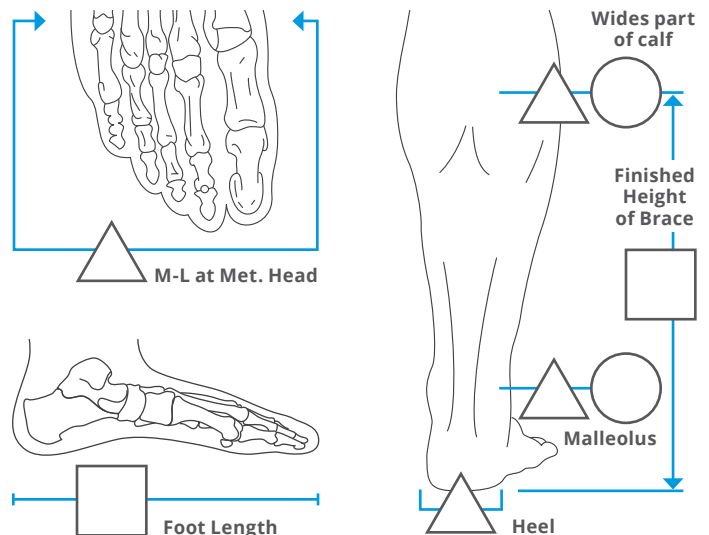
### Mold Type

**Negative cast, insole tracing, and measurement form preferred.**

- Positive cast
- Negative cast
- Modified positive cast
- 3D Scan (.stl, .xyz, .obj, .op3 file types accepted)

Please note that if non-standard trim lines are not indicated, then standard trim lines will be applied.

### Please fill in all of the measurements below



### Casting Instructions

- **Include a tracing of the Insole of the shoe to be used.**
- **Please mark the desired height of brace on the finished cast.**
- Patient should be weight bearing, standing straight with upright posture when casting. The calf needs to be at a 90° angle to the horizontal plane with the foot at the required heel height. The patient needs to be casted up to the tibial tuberosity.
- Please mark the pressure points or any areas we should avoid covering on the positive or negative cast.

*Fillauer*<sup>®</sup>

[www.fillauer.com](http://www.fillauer.com)

**Fillauer LLC**

2710 Amnicola Highway  
Chattanooga, TN 37406  
423.624.0946  
[info@fillauer.com](mailto:info@fillauer.com)

© 2021 Fillauer LLC  
AD364/01-28-16/02-01-21