

Triad Preamp Ribbon Cable

Prosthetist Manual

Fillauer[®]
Motion Control

Triad Preamp Ribbon Cable

Prosthetist Manual

Introduction

The Motion Control Triad Ribbon Cable follows a standard for connection to most manufacturers' electrode/preamplifier systems. Use the MC ribbon cable to connect MC components to other companies' electrodes. The flat 5-pin connector cable is used with Motion Control elbow systems, and the 3-pin connector cable is used with the ProPlus family of components.

NOTE: The Triad Preamp ribbon cable is in transition from a light blue cable (legacy cable) to a grey/blue cable (newer cable). You may also have some of the legacy cable on hand. Instructions for both types are included.




Figure 1a - Legacy Cable




Figure 1b - Newer Cable

5-pin version Utah Arm-type connector



Figure 2a - Legacy Cable

9-pin connector for ProControl 2 module



Figure 2b - Newer Cable

3-pin connector for ProPlus devices

Precautions



When installing the legacy ribbon cable, the dark blue strand side **must** be down. With newer cables, the blue side **must** be down and the grey side up. If not, this will cause the entire prosthesis to operate incorrectly.

Connecting Ribbon Cable

The Triad Preamps utilize an industry standard ribbon cable. With legacy cables, one strand of the cable is dark blue on only one side. Put the dark blue side **down**, into the Triad Cable Plug (Figure 3a). With newer cables, put the blue side down and the grey side up (Figure 3b).

Assembly

Cut ribbon cable to length (cleanly square off the end).

With legacy cables, slide the ribbon cable completely into the Triad Cable Plug with the dark blue strand down (toward the slots, and the knife-edge connectors (Figure 11a). With newer cables, insert with the blue side down, grey side up (Figure 11b). Ensure the ribbon cable slides **completely** into the cable plug.

Firmly press the cable plug into the Triad Preamp until the top is flush with the surface of the Triad.




Figure 3a - Legacy Cable




Figure 3b - Newer Cable




Figure 4a - Legacy Cable

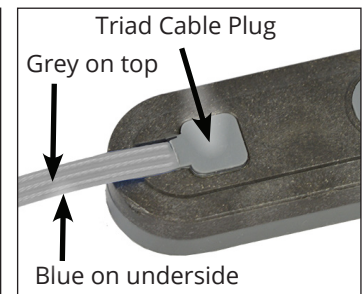


Figure 4b - Newer Cable

Description	Part No.
Triad Preamp Set (Grey), Dual Channel, 3-pin Connector	3010968
Triad Preamp Set (Grey), Single Channel, 3-pin Connector	3010969
Ribbon Cable, 3-pin (40 in/100 cm)	3010958
Ribbon Cable, 3-pin (20 in/50 cm)	3010967



Motion Control, Inc.

115 N Wright Brothers Drive
Salt Lake City, UT 84116
801.326.3434
Fax 801.978.0848